

OpenStand[®]

Custom microscopes and optical systems



Fast-track solutions for your imaging needs



Don't compromise on your needs

Whether developing new automation techniques and software or developing new imaging methods, you can quickly find that you need a microscope system tailored to your application and business needs. Traditionally, the options available have been to either conform to existing systems or build your instrument from scratch with a significant upfront cost. Prior Scientific has developed OpenStand® to offer a working platform to build OEM solutions and one-off customizations with excellent value for money and reduced development time.



Fast-track your time to market

The fully motorized OpenStand offers a working development platform that can be set up quickly with a system that works and accelerates development. Starting your journey to a customized OEM instrument with OpenStand is also very cost-effective. You can get your motorized microscope system up and running for a fraction of the cost of traditional methods. Previously, you could only get a prototype build quickly by purchasing different components from various vendors, or you would have to buy a very expensive automated microscope. With OpenStand, you get a whole system customized to your needs. Starting with OpenStand, you can be sure that the components are compatible and that your solution is fit for production.



Production-ready instruments developed using OpenStand.

Platform that evolves with your development work

With OpenStand, you get a working system to start developing your application immediately, and adaptations can be made flexibly during your development phase. Prior Scientific systems use the same commands, offering a linear development route. With OpenStand, you can develop your software and hardware in parallel without losing any software development on the final production-ready instrument.

Why start with OpenStand for customized solutions?



Cost-efficient – reduce your cost by only purchasing the components you need



Flexible – compatible with a large range of optics, devices and light sources



Expandable
– add components as your needs grow



Fast and easy software integration with Prior's innovative hardware command set



Future-proof
– software developed on OpenStand is portable



Speed to market
– complete system in one purchase with a short lead-time



Easy automation
– Choose what you need from our vast portfolio of motorized and automated components

“The most significant advantage of OpenStand is that we can get a working prototype to our customers fast. They can start developing their application straight away, reducing their development costs and time to market significantly.”

Thomas Freda
CEO, Prior Scientific



Straightforward approach to custom solutions

From design to manufacture

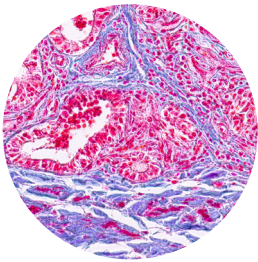
With OpenStand, you get a whole system and full support from Prior's expert team. The process starts with a consultative meeting with our product managers to understand your application needs and how OpenStand could improve your system performance. Throughout the process, we work closely together to develop your system. Prior Scientific has the development and production under the same roof allowing continuous communication between different departments from the concept phase to prototype and finally to manufacture. Your prototype is ready for production, and any changes you need post production can be done flexibly and fast.

“With OpenStand, we have productized our knowledge of iterative design. We want to give our customers that jump and get them ahead of their competition and to the market faster.”

Robert Haggart
Senior Product Manager, Prior Scientific




Extensive experience with an array of applications and markets




Life sciences

- Cell culture
- Confocal imaging
- Neuroscience imaging
- Fluorescence imaging
- Cytology & pathology
- Well plates & slides



Materials

- Metrology
- Inkjet
- Reflective optics
- Photovoltaic (PV)
- Diamond fly cutting



Semiconductor

- Data storage
- Semiconductor wafers
- Micro-electro-mechanical systems (MEMS)
- Laser ablation
- Other automated inspection and vision-based applications

Our expertise at your disposal

Prior Scientific's team has extensive experience with different microscopy applications from life sciences to materials and semiconductors. Prior has over 30 years of experience developing customized solutions. We design and manufacture all the key technologies for your instrument. If we don't have a solution ready for your needs, we have the know-how to develop it.

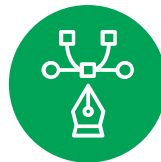
Prior Scientific has manufactured precision optical and electro-mechanical equipment and instrumentation for over a century. Prior's manufacturing is renowned for its quality, and our facilities in the UK and USA are ISO 9001:2015 certified. Our manufacturing and testing capacities can extend from a single unit to mass production.

Why choose Prior Scientific?



Experts in customizing

Over 30 years of custom optical system experience



Integrated design and manufacturing

For seamless product development cycle



Dedicated customer team

All of Prior's expertise on your disposal

How to start with your customization

OpenStand and Prior's extensive portfolio of OEM parts offers a fast-track to a prototype instrument. We work closely with you so we can provide an optimal solution to your technical and business demands.

Large availability of components

Customization starts with selecting the right OpenStand base system for your application. You can tailor your microscope with the right optics and illumination.

Automate what you need

Prior Scientific's team will help you to select the right stage and controller for your automation application. For high throughput screening applications, robotic sample handling systems offer an easily programmable and user-friendly solution for slides or well plate handling.

Easy software integration

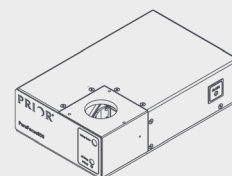
Prior products are compatible with a wide range of third-party software.

Contact us

for consultation on how we can build your solution and software compatibility
prior.com/get-a-quote
or email: inquiries@prior.com.

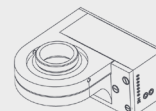
Extensive possibilities for custom instruments

Autofocus

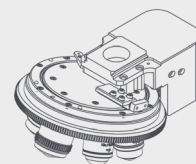


Nose pieces

Piezo objective positioner



Motorised up to 6 positions



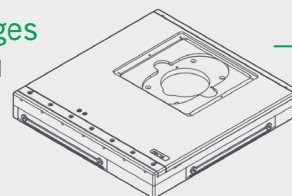
Objectives

Bright/dark field
Materials 2–100x



Motorized stages

75–300 mm travel



Peripherals

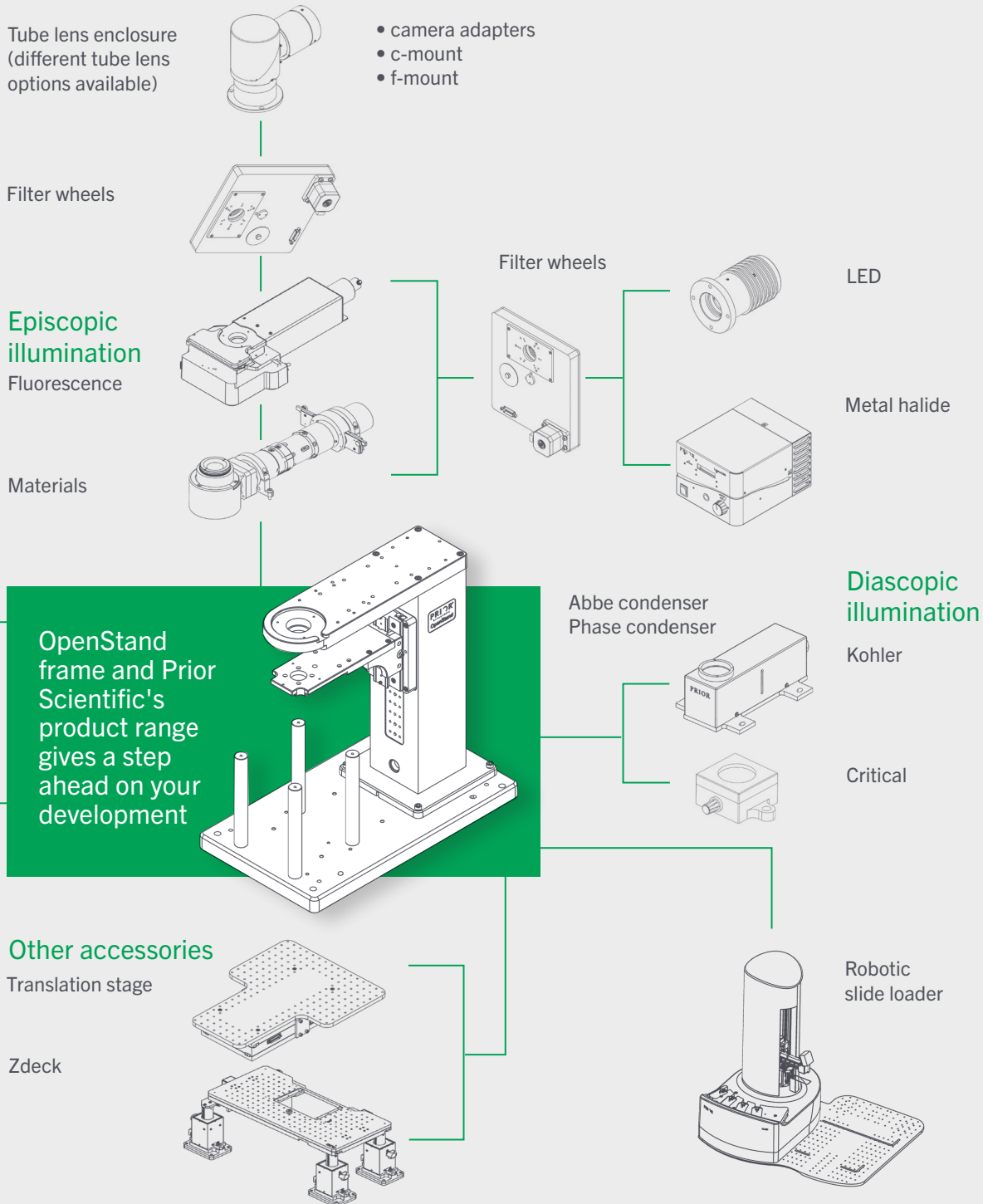
Joysticks

Controller up to 16 axes



“Adding only the components you need for your application brings significant savings to the final instrument.”

Robert Haggart
Senior Product Manager, Prior Scientific



PRIOR[®]

Scientific

 prior.com
 [linkedin.com/company/prior-scientific](https://www.linkedin.com/company/prior-scientific)
 [@PriorScientific](https://twitter.com/PriorScientific)

UNITED KINGDOM

Prior Scientific Instruments Ltd.
Units 3-4 Fielding Industrial Estate
Wilbraham Road, Fulbourn
Cambridge, CB21 5ET
United Kingdom
Email: inquiries@prior.com
Phone: +44 (0)1223 881711

U.S.A.

Prior Scientific, Inc.
80 Reservoir Park Drive
Rockland, MA. 02370
U.S.A.
Email: info@prior.com
Phone: 781.878.8442

GERMANY

Prior Scientific Instruments GmbH
Maria-Pawkowna-Straße 4
D-07743 Jena / Germany
Email: jena@prior.com
Phone: +49 (0)3641 24 20 10

JAPAN

Prior Scientific KK
Kayabacho 3rd Nagaoka Bldg 10F,
2-7-10, Nihonbashi Kayabacho, Chuo-Ku,
Tokyo103-0025, Japan
Email: info-japan@prior.com
Phone: 03-5652-8831

CHINA

Prior Scientific Instruments (Suzhou) Ltd.
Room 1812, Honghai Building,
72 Xingdu Street, Suzhou Industrial Park
Suzhou, 215000, China
Email: info-china@prior.com
Phone: +86 (0)512 6617 5866



FM 61600

